


Check out these Activity Sheets!

1. TIC-TAC-TOE
2. COMPLETE THE SQUARE
3. "BUY" A WORD
4. CALLING ALL FASHION DESIGNERS!
5. TELL A TALE WITH PICTURES
6. HEY NUMBER EXPERTS!
7. WHAT IS YOUR FAVORITE...
8. BACKWARD MYSTERIES
9. DRAWING CHALLENGE!
10. ALPHABET GAMES
11. CRAZY GEOMETRIC SHAPES!
12. WHERE IN THE WORLD?
13. ALL ABOUT ME (AND YOU)!
14. 20 QUESTION
15. HANGMAN
16. YOUR OWN DRAWINGS!



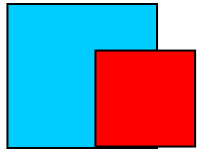
We hope you have
fun with them!

TIC-TAC-TOE

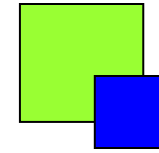






Want to keep score? Player 1 _____ Player 2 _____



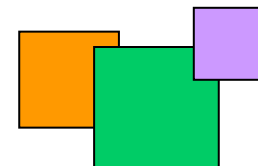
COMPLETE THE SQUARE



Connect 2 dots with a line, then it's your friend's turn to do the same. Your goal is to try to complete a square. When you do, put your initials in it. The person with the most squares at the end of the game is the winner! You can also try and block the other person from completing their square by drawing a line before they complete it...but is it better to try and block or work to make as many squares as you can?



How many squares did you get? _____



"BUY" A WORD!

First, think of a word and ask a friend to guess it! Tell your friend how many letters it has. Then, buy vowels (a,e,i,o,u) for 10 cents, consonants for 5 cents. Once they guess, add up how much it cost to guess the word! Now you guess their word! Keep track of how much money you spend each time it's your turn to guess a word. The person who spends less money wins!

My word has _____ letters. Can you guess it?

Vowels (10 cents each) _____ + _____ + _____ + _____ + _____ + _____ = _____ cents

Consonants (5 cents each) _____ + _____ + _____ + _____ + _____ + _____ + _____ + _____ + _____ + _____ + _____ = _____ cents

It cost _____ cents to guess my word.

Player A

Word 1 _____

Word 2 _____

Word 3 _____

Player B

Word 1 _____

Word 2 _____




Word 3 _____

Good thing I
remembered my
wallet!



CALLING ALL FASHION DESIGNERS!

Ele needs some help! Her suitcases are pretty plain and it is hard to tell them apart from everyone else's!
Can you decorate her suitcases with some designs so she'll know which ones are hers?



TELL A TALE WITH PICTURES!

Draw a picture that tells a story and have a friend guess what the story is about. Then tell your story! Or, have someone tell you a story, and draw it for them!



HEY NUMBER EXPERTS- TRY THIS!

Fill in your numbers 1-100.

Count by 4's and circle them orange.

Count by 2's, 5's and 10's and circle them green.

Color in all the squares when you're done.

Count by 3's and circle them pink..

Count by 6's and circle them blue.






WHAT IS YOUR FAVORITE...

...word? How about your favorite letter?
Practice writing them below in cursive or printing!

Handwriting practice lines consisting of two sets of horizontal lines. Each set includes a solid top line, a dashed middle line, and a solid bottom line. The first set is orange, and the second set is blue.

BACKWARD MYSTERIES!

Write your name backwards and decorate the letters below..... what does it look like or remind you of? Try it with different names of people that you know!



DRAWING CHALLENGE!

Where will your imagination take you? Tell a friend what to draw while you draw the same picture, but don't let your friend see what you are drawing! Use location words like: under, on top of, behind, beside, inside. Use color and number words too! When you're both done, compare pictures to see if they look alike

- Example 1:
- ◆ Draw three pink cats.
 - ◆ Draw a blue bird sitting on top of the second cat.
 - ◆ Draw a tree behind the cats.
 - ◆ Put a fish under the tree.

- Example 2:
- ◆ Make a green triangle.
 - ◆ Draw an orange square inside the triangle.
 - ◆ Put four blue circles inside the square and a dot inside each circle.

Ready to try it? Now make up your own description and see what happens!

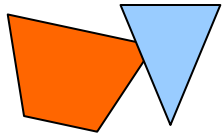


ALPHABET GAMES

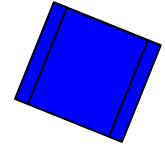
ALPHANOUNS - Think of a fruit for each letter of the alphabet, taking turns with your friends and write them below. Then see if one of you can remember the whole list without looking! Some other categories are: animals, cities, names, countries, jobs, school, objects, musical artists or bands, movies, sports, desserts.

I SPY - Play with a friend or by yourself... look around the airplane and find something that starts with each letter of the alphabet and write them down below. Make it a race and see how fast you can do it!



A _____	H _____	O _____	V _____
B _____	I _____	P _____	W _____
C _____	J _____	Q _____	X _____
D _____	K _____	R _____	Y _____
E _____	L _____	S _____	Z _____
F _____	M _____	T _____	
G _____	N _____	U _____	



CRAZY GEOMETRIC SHAPES!



See what kinds of designs and patterns you can create just by connecting lines!

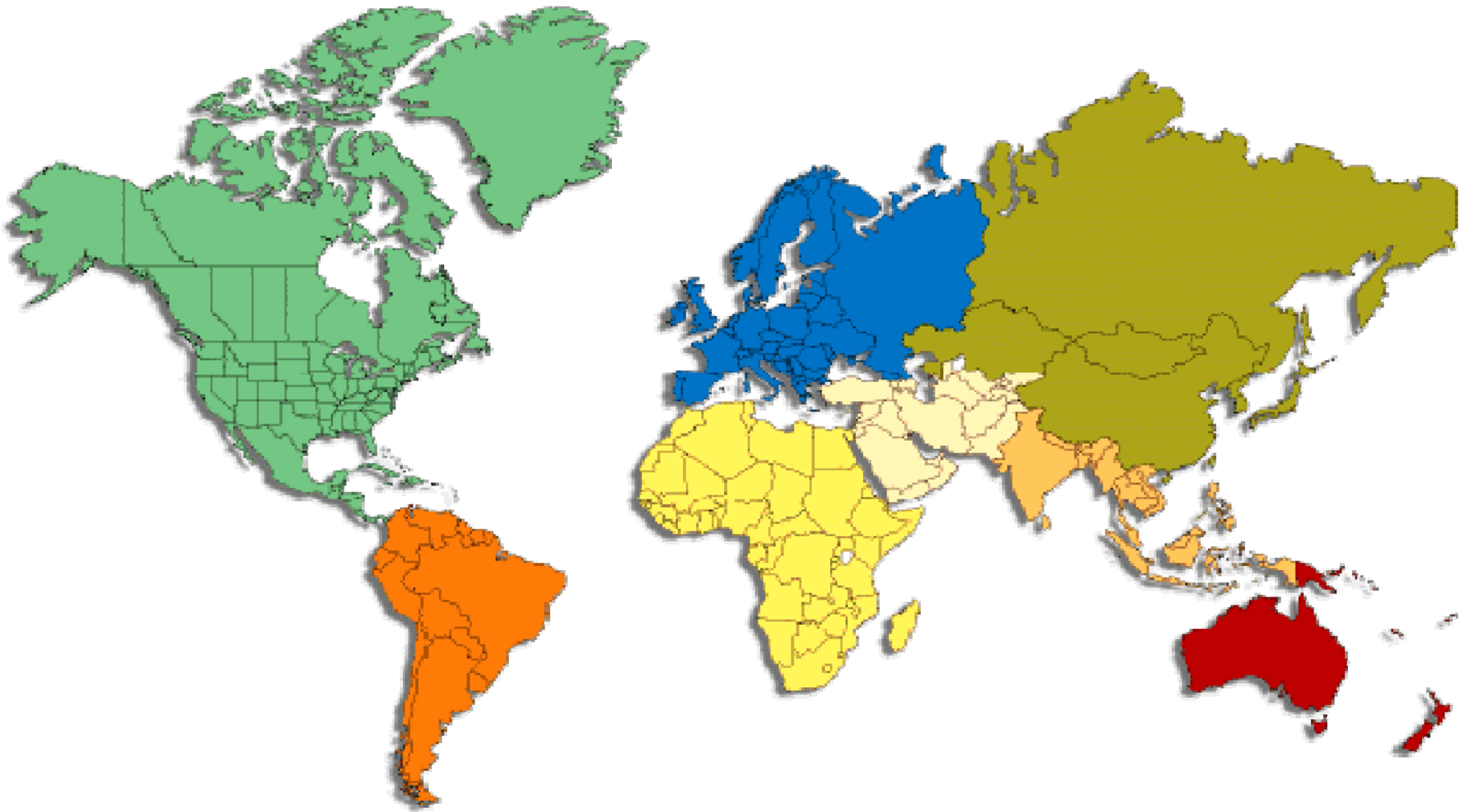


WHERE IN THE WORLD?

Where are you going today? _____

What do you think it will be like? _____

Draw a star on the map where you live. Put dots on places that you are going today. Mark the places that you have visited. Where else would you like to travel to someday?



20 QUESTIONS!

Think of a person, place or thing and ask a friend to guess what you're thinking about. Choose one of the examples below...

<i>"I'm thinking of someone..."</i> in my family, at school, famous...	<i>"I'm thinking of something..."</i> to eat, to do, to ride on, that flies, that has 4 legs, that swims....	<i>"I'm thinking of somewhere..."</i> fun, in my house, scary, beautiful...
--	--	---

Your friend can ask you up to 20 questions to help him/her guess what it is. But, you can only answer yes or no to all of the questions asked! If your friend guesses the answer before using up all of the 20 questions, your friend wins and it's his or her turn to think of something and your turn to ask questions.



Keep track of how many questions have been asked by checking off below.

1 ___ 2 ___ 3 ___ 4 ___ 5 ___ 6 ___ 7 ___ 8 ___ 9 ___ 10 ___

11 ___ 12 ___ 13 ___ 14 ___ 15 ___ 16 ___ 17 ___ 18 ___ 19 ___ 20 ___

...did they guess it???

HANGMAN!



Think of a word and tell a friend how many letters it has (draw the same number of dashed lines above). Then, have your friend start guessing letters. If they guess a letter correctly, put the letter in the correct place. If the word does not have the letter they guessed, draw a body part of your "hangman". Each time your friend does not guess a correct letter, add the next body part. If you complete the body before your partner guesses the word, you win. Then it's your partner's turn to think of a word and it's your turn to guess the letters!

CREATE YOUR OWN DRAWING!

